

# AncestryDNA® opens up a world of possibilities.

From discovering your ethnicity to learning the details of your family history, we can help you find your unique DNA story.



AncestryDNA® can reveal the rich details that connect you to the people, places, and migration stories in your family's past. With over 500 regions and a host of innovative research tools, AncestryDNA can give you a clearer view of your family's unique history.

AncestryDNA® also has the largest consumer DNA network in the world—with over 10 million customers and counting. And more people means more possible discoveries.

## Get started in a few simple steps.



Order a kit with easy-to-follow instructions.



Activate your kit and return your saliva sample to our state-of-the-art lab.



In roughly 6-8 weeks your results be ready online.

*Note: lab processing times may be increased due to high demand.*

Visit [www.ancestrydna.com](http://www.ancestrydna.com)

**ancestryDNA®**



# Learn where your family comes from.

AncestryDNA® can pinpoint your origins to more than 500 regions around the world. And once you know your origins, you can start uncovering more of the fascinating details that define your unique history.



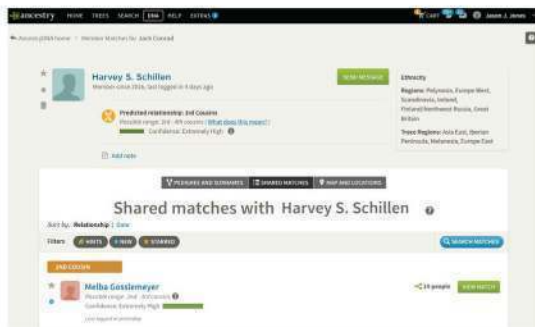
## Follow the journeys of your ancestors.

Only AncestryDNA® can reveal your ancestors' recent movements and migrations from the old world to the new, and also within the US. You could find out your family is Pennsylvania Dutch or Louisiana Acadian—and even when they likely reached American shores.



## Find and connect with new relatives.

After you've taken your test, we'll help you identify your family—the people who share DNA with you. The amount of DNA you share determines how closely you're related, from immediate family to 4th cousins and beyond. And you'll find it's easy to group and organize your DNA Matches by using our innovative new tools. Remember, you can opt-out of match viewability at any time.



## Four ways to take your DNA results even further:

1. Create your family tree and link it to your DNA results
2. Reach out and connect with your DNA matches
3. Start diving into the history and culture of your people
4. Share what you find with family old and new

Get started at [www.ancestrydna.com](http://www.ancestrydna.com)

# Discover AncestryDNA® Traits



Your DNA can reveal so much more than just your ethnicity. AncestryDNA® Traits can help you understand and learn about your genetic inheritance in fascinating ways. You can discover more about things you can see, like eye color—and things you can't, like how cilantro tastes to you.

We offer a range of sensory, nutrition, and appearance traits for you to explore—and we're always working to add more. To gain a deeper understanding of AncestryDNA® Traits, visit [ancestrydna.com](http://ancestrydna.com).

## Here's just some of what you can find in your AncestryDNA® Traits results:



BIRTH WEIGHT



PHOTIC SNEEZE REFLEX



WISDOM TEETH



FACIAL HAIR THICKNESS



SWEET SENSITIVITY



BITTER SENSITIVITY



CILANTRO AVERSION



ASPARAGUS METABOLITE DETECTION



EYE COLOR



MALE HAIR LOSS



HAIR TYPE



IRIS PATTERNS



FRECKLES



CLEFT CHIN



UNIBROW



FINGER LENGTH



SKIN PIGMENTATION



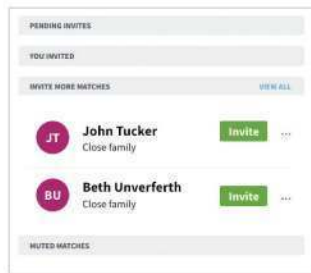
EARLOBE SHAPE



**Additional Traits for you to explore:**


- Vitamin C
- Vitamin D
- Vitamin E
- Omega 3
- Hair Color
- Hair Strand Thickness
- Savory (Umami) Sensitivity
- Earwax Type

**Here are a couple of interesting ways you can interact with your AncestryDNA® Traits.**



**Compare your traits**

Share and compare your traits with your relatives, or any AncestryDNA® Traits customer.



**Map your traits**

Curious about where your traits came from? Click on any trait report to see them on a map.

**No new test needed**

Already taken an AncestryDNA® test? No problem. If you purchase Traits, you can see all available traits with no additional DNA test required.

Find out more at [www.ancestrydna.com](http://www.ancestrydna.com)

# 5 things to do after you receive your AncestryDNA® results.

After the excitement of getting your Ethnicity Estimate and DNA Matches, there is still much more to explore. Follow these five steps to get the most from your AncestryDNA® results—and bring your family history to life.



## 1. Use the power of your family tree.

Part of the magic of AncestryDNA® happens when you attach your DNA test to your public tree on Ancestry.com. It can help you understand more about your [DNA Matches](#), like which ancestors you share, and how everyone is connected.

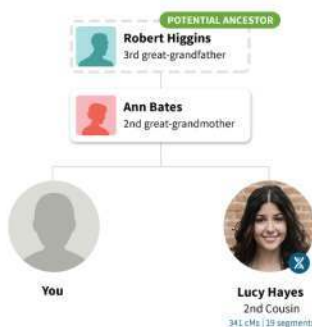
Make sure your test is attached to your tree under [Your DNA Results Summary > Family Tree Linking](#).



## 2. Group your DNA Matches.

Our new, redesigned [DNA Matches](#) experience gives you color coding, custom groups, and other innovative tools to help you see and organize your matches in a clear and streamlined way. You can also add shareable notes to record details or questions relating to a particular match, allowing for easier collaboration.

## 3. ThruLines™ BETA \* takes your DNA Matches even further.



Once you've made your tree public and linked it to your DNA results, [ThruLines™](#) can get to work and reveal new chapters of your family story. You might find out how your [DNA Matches](#) fit into your family tree, and learn new details about the ancestors who likely connect you. And for more avenues of discovery, view your [Shared Ancestor Hints](#) (indicated with the Ancestry® leaf) from your [DNA Match](#) list.

*\*Access to ThruLines™ Beta is available to customers without an Ancestry subscription for a limited time.*



#### 4. Explore Your Ethnicity Estimate and other communities.

We offer so much more than a pie chart and percentages. The rich and personal story we can tell may connect you to specific communities around the world, deliver curated historical content about your people, and even tell you why your family may have moved from place to place.



#### 5. Search on your own to find patterns and new leads.

Though a lot of information is served directly to you to make your experience easier, you can also find new matches via the [Search Matches](#) button at the top of the [AncestryDNA® Results](#) page. You can start with a surname or location, and remember, the further back you go the more likely a name could have been misspelled or altered.



## So what's next?

Consider encouraging family members to take a DNA test. It will help improve your match experience and it's a fun way to explore family history together. It may even help you discover the clue you've been waiting for in your research.

